


HC-B 24-EBUS

Order No.: 1771723

<http://eshop.phoenixcontact.de/phoenix/treeViewClick.do?UID=1771723>

HEAVYCON female insert, B24 series, 24-pos., screw connection

Commercial data

EAN	4017918036447
Pack	10 Pcs.
Customs tariff	85366990
Weight/Piece	0.1505 KG
Catalog page information	Page 345 (PC-2007)

Product notes

WEEE/RoHS-compliant since:
12/01/2005

<http://www.download.phoenixcontact.com>
Please note that the data given here has been taken from the online catalog. For comprehensive information and data, please refer to the user documentation. The General Terms and Conditions of Use apply to Internet downloads.

Technical data

General data

Note	For housing HC-B24
Connection systems	Screw connection
Tightening torque	0.5 Nm
Ambient temperature (operation)	-40 °C ... 125 °C (including heating up of contacts)

Pollution degree	3
Surge voltage category	III
Test voltage	3 kV AC
Constructional and testing regulations	DIN VDE 0627/86
	DIN VDE 0110/02.79
	DIN VDE 0110-1/04.97
	IEC 60664-1, DIN IEC 60512
	IEC 60352
Number of positions	24
Insertion/withdrawal cycles	≥ 500
Design	B24
Connection in acc. with standard	IEC / EN
Conductor cross section	0.5 mm ² ... 2.5 mm ²
Connection cross section AWG	20 ... 14
Stripping length of the individual wire	7 mm

Material data

Inflammability class acc. to UL 94	V0
Contact material	Copper alloy
Contact surface material	Ag
Contact carrier material	PA

Electrical characteristics

Rated voltage (III/3)	500 V
Rated surge voltage	6 kV
Rated current	16 A

Certificates / Approvals

Approval logo



CSA

Nominal voltage U _N	600 V
Nominal current I _N	16 A
AWG/kcmil	20-14

UL

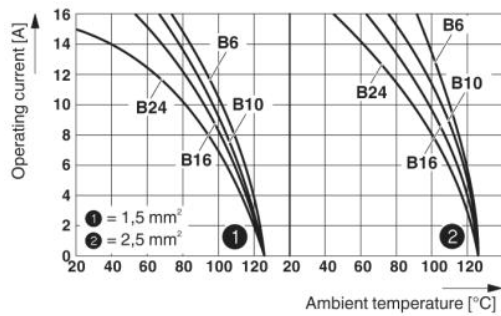
Nominal voltage U_N	600 V
Nominal current I_N	15 A
AWG/kcmil	18-12
Certification	CSA, GOST, UL

Accessories

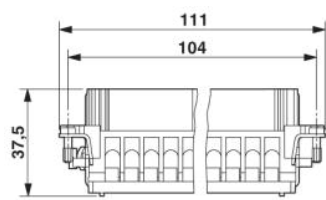
Item	Designation	Description
General		
1604997	HC-B-PES	Additional PE screw, for contact inserts HC-B / HC-BB / HC-DD / HC-D40 / HC-D64

Drawings

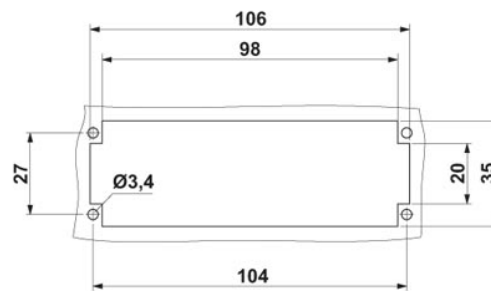
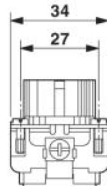
Diagram



Dimensioned drawing




Female insert




Mounting cut-out

Schematic diagram



ST



BU

Connector pin assignment, connection side

Address

PHOENIX CONTACT Inc., USA
586 Fulling Mill Road
Middletown, PA 17057, USA
Phone (800) 888-7388
Fax (717) 944-1625
<http://www.phoenixcon.com>



© 2008 Phoenix Contact
Technical modifications reserved;